

LANCELOT - 1021TS

GRAND - 4000 W HTI



- **Type:** Followspot
- **Source:** 4000 W HTI
- **PSU:** Magnetic - hot restrike
- **Optics:** 2° to 5° zoom

Followspot

The shining knight of followspots!

Lancelot's innovative optical train improves on the power and throw capabilities of its smaller counterparts to become the benchmark fixture for spectacles. More than just a followspot, its modular accessories make it the most powerful long throw effects projector ever built.

Features

- **New high performance 6-lens optical train:** Reduces the size of the unit and enhances definition
- **Fully closing iris cassette:** Removable for fast, easy replacement; protective backplate for extended lifespan
- **Gobo holder:** Glass and metal gobos
- **Ergonomic dimmer control:** One-handed dim, pan and tilt
- **Smooth dimmer shutter:** Retains flat beam and colour temperature when dimming
- **Optional remote DMX-control:** DMX-control of motorised dimmer shutter, progressive frost and colours - effects synchronising remotely with pinpoint accuracy
- **Progressive frost filter :** On flip lever for quick soft-edge beam effect
- **Individually removable colour frame:** Gels replaced easily while colour cassette remains in place
- **Colour changer:** 6-way, self-cancelling boomerang colour-changer
- **Fast-locking focus handle:** For quick and easy change of beam size
- **Easy focus reference:** Graduated scale on side of lantern; fast and easy refocusing
- **Adjustable yoke:** For optimum overhead positioning
- **Easy-to-balance counterweight:** Steady movement, even at long distances
- **Stand:** Perfectly weighted for maximum stability with smooth rotation for optimum performance. Easy set up; triple safety system for extra security

Optical

- **Safe lamp:** No risk of explosion and no protective clothing necessary
- **Factory set optical train:** Travels safely within followspot and requires no time-consuming realignment on arrival. Uniform beam on all followspots of same type
- **Quartz condenser lens:** For dazzling light output and perfectly even beam
- **Gobo :** Long distance gobo projection
- **Variable zoom optics:** Sharp focus at every beam angle
- **Zoom:** Very narrow variable zoom 2°-5°

Construction

- **Made in France :** Fully manufactured on the premises retaining complete control over all aspects of quality
- **Separate PSU:** Compact for easy handling and rapid maintenance
- **Cooling:** Highly efficient multi-zone cooling of lamp house and oversized lamp holder heat-sinks for maximum reliability and durability
- **Bodywork:** Strong sheet metal construction for durability
- **Ergonomic wrap-around handle:** Comfort, safety and practicality from all operating positions
- **Moving parts:** Smooth at all times, even when hot
- **Captive knobs and handles:** Additional security when working at height or in transit
- **Easy access to all parts:** Easy cleaning, re-lamping and maintenance
- **Removable assemblies:** Fast-plug cable connectors and complete component assemblies (mirror, condenser set and lamp house assembly) save maintenance and cleaning time
- **Safety:** Safety switch for secure access to the lamp

Picture:1021

DSEN150_1021TS - 04/05/2016

Robert Juliat reserves the right to change or alter any of the items detailed on this page, to increase or improve manufacturing techniques without prior notice.

Robert Juliat S.A.S., 32 rue de Beaumont, 60530 Fresnoy-en-Thelle - France
Telephone : +33 (0)3 44 26 51 89 - fax : +33 (0)3 44 26 90 79 - info@robertjuliat.fr
www.robertjuliat.com



ROBERT JULIAT

Source



- **Lamp type:** Discharge
- **Power:** 4000 W
- **Socket:** S25.5
- **Hot re-strike:** yes

| Admissible lamps | Power * | Lumen output* | Colour temperature* | Life* | CRI* (min) |
|-----------------------|---------|---------------|---------------------|-------|------------|
| HTI 4000W/DE (Osram) | 4 000 W | 360 000 lm | 6300K | 500 h | |

(*) manufacturers data

Optics

Characteristics

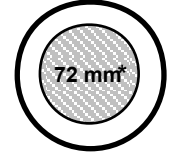
- **Type:** Zoom
- **Beam range:** 2° to 5°
- **Focal length:** 916 - 2292 mm

Gel filter

- **Shape:** Circle
- **Standard size:** 270 mm (10.6 in)

Gobo

- **Size:** A
- **Material:** Metal
Glass



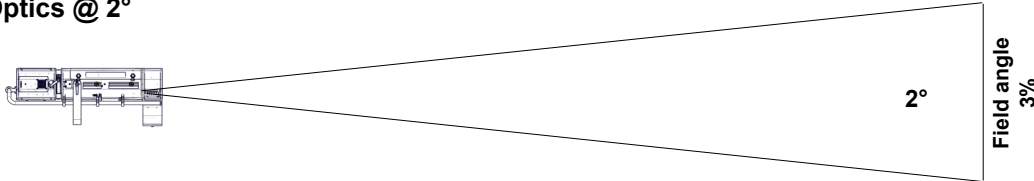
100 mm

*Maximum image size

Photometrics

with HTI 4000W/DE (Osram) source

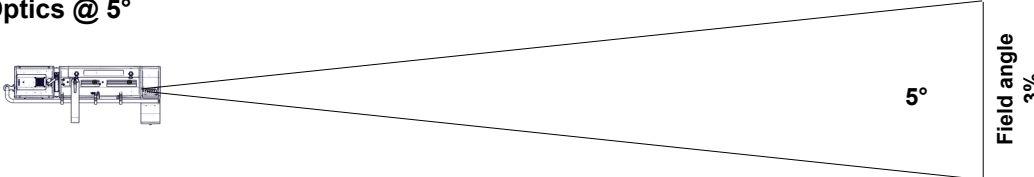
• Optics @ 2°



Beam intensity
18 750 000 cd

| | | | | | | |
|---------------------|-----------|-----------|-----------|-----------|---------|---------|
| Distance | 60 m | 80 m | 100 m | 120 m | 140 m | 160 m |
| Diameter | 2.1 m | 2.8 m | 3.5 m | 4.2 m | 4.9 m | 5.6 m |
| Illumination | 5 300 lux | 2 950 lux | 1 900 lux | 1 350 lux | 960 lux | 740 lux |
| Distance | 195 ft | 260 ft | 330 ft | 395 ft | 460 ft | 525 ft |
| Diameter | 6.8 ft | 9.1 ft | 11.5 ft | 13.8 ft | 16.1 ft | 18.3 ft |
| Illumination | 500 fc | 280 fc | 180 fc | 130 fc | 90 fc | 70 fc |

• Optics @ 5°

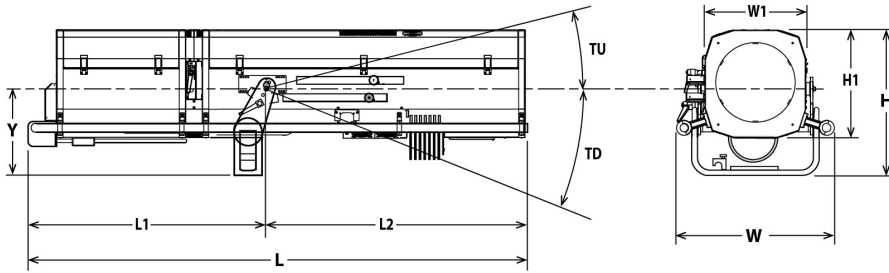


Beam intensity
7 000 000 cd

| | | | | | | |
|---------------------|-----------|-----------|---------|---------|---------|---------|
| Distance | 60 m | 80 m | 100 m | 120 m | 140 m | 160 m |
| Diameter | 5.2 m | 7 m | 8.7 m | 10.5 m | 12.2 m | 14 m |
| Illumination | 1 950 lux | 1 100 lux | 710 lux | 490 lux | 360 lux | 280 lux |
| Distance | 195 ft | 260 ft | 330 ft | 395 ft | 460 ft | 525 ft |
| Diameter | 17 ft | 22.7 ft | 28.8 ft | 34.5 ft | 40.2 ft | 45.8 ft |
| Illumination | 190 fc | 110 fc | 65 fc | 45 fc | 34 fc | 26 fc |

Dimensions and weight

Unit



Weight: 120 kg (264 lbs)

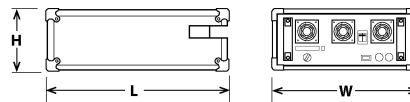
| Height | Length | Width | Yoke | Tilt |
|----------------------|-----------------------|----------------------|---------------------|---------|
| H= 580 mm (22.8 in) | L= 2005 mm (78.9 in) | W= 635 mm (25 in) | Y= 365 mm (14.4 in) | TU= 41° |
| H1= 470 mm (18.5 in) | L1= 965 mm (38 in) | W1= 425 mm (16.7 in) | | TD= 53° |
| | L2= 1040 mm (40.9 in) | | | |

Shipping

• **Weight :** 257 kg (565.4 lbs)

• **Volume :** 1.6 m³ (56.5 ft³)

PSU



Width: W= 535 mm (21.1 in)

Height: H= 239 mm (9.4 in)

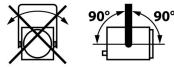
Length: L= 829 mm (32.6 in)

Weight: 53 Kg (116.6 lbs)

Installation

• **Minimum distance to illuminated surface:** 10.0 m (32.8 ft)

• **Operating position:**



Warranty

• **Period: 2 years**

See General Sales Condition on website

Approvals



Construction

- **Housing:** Steel sheet - Aluminium
- **Colour:** Black
- **Cooling:** Fan
- **Maximum ambient temperature (Ta):** 40°C (104°F)
- **Maximum case temperature (Tc) :** 200°C (392°F)
- **Total heat dissipation:** 15 018 BTU/h
- **Protection rating:** 20

- **PSU housing:** Wooden flight-case
- **PSU colour:** Black
- **PSU cooling:** Fan
- **PSU maximum ambient temperature (Ta):** 40°C (104°F)
- **PSU maximum case temperature (Tc) :** 50°C (122°F)

Electrical compatibility

- 220/230 V - 50 Hz
- 245 V - 50 Hz
- 110/120 V - 60 Hz
- 208 V - 60 Hz
- 220 V - 60 Hz
- 100 V - 50 Hz
- 100 V - 60 Hz
- Selector: local switch

Power input

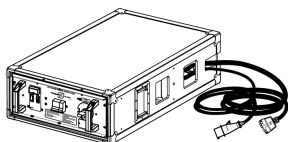


- **Type:** attached power cord
- **Cable:** HO7RNF 3G4
- **Length:** 3 m (9,8 ft)
- **Power connector:** 32A blue 2P+E 6h IEC60309 (CEE 32)

Power consumption

| Voltage | Frequency | Current | Power | Power factor |
|---------|-----------|---------|--------|--------------|
| 230 V | 50 Hz | 20 A | 4400 W | ,74 |
| 208 V | 60 Hz | | | TBD |
| 245 V | 50 Hz | | | TBD |

Power Supply Unit





- **PSU:** Separate - Magnetic PSU
- **Lighting unit / PSU cable:** Removable cable - length: 4 m (13,1 ft)
Type: 3G4 H07RNF with Harting Han Modular® connectors
- **Maximum distance between lighting unit and PSU:** 25 m (82 ft)
- **Control:** Local / DMX (option)
- **Protection:** Mains: 32A 2P2D - C curve breaker / Electronic: 2A 1P1D - C curve breaker













Model






| | |
|---------------|---|
| 1021TS | 4000 W HTI Followspot - 1021TS Lancelot - 2/5° - Magnetic PSU |
|---------------|---|

Options

| | | |
|------------------|---|---|
| FACM150M | Ø150mm UV/IR filter with holder |  |
| RJNET1021 | RJNET bi-directional network for motorised modules (power and data). | |
| FC1021 | Flight-case for 4K Grand range + GT4000 stand + P.S.U. + accessories - Dim: 2130x780x1080mm - Poids: 120 Kg |  |

Accessories

| | | |
|---------------------|---|---|
| CCUL | Full closing iris cassette - Weight: 1,4 Kg 1 included |  |
| PF1013 | Ø270 mm metal filter holder 6 included |  |
| MOL | Manual dimming shutter module - Weight: 1,24 Kg 1 included |  |
| SGUL | Universal "A" size gobo-holder (metal, glass, frosted glass) - Weight: ,25 Kg 1 included |  |
| MFL | Chromix progressive effect module (manual) - Weight: 1,29 Kg 1 included |  |
| TC1021 | Tool case with spare parts - Weight: 2,6 Kg 1 included |  |
| FC4000PG | Flight-case for PG 4000 or A1 4000 1 included | |
| HTI 4000W/DE | HTI 4000W/DE - Osram S25.5 4000W V 500h 6300K lamp |  |
| GT4000 | Tripod stand with safety chain - SWL: 130 Kg - max. height: 1030 mm - Weight: 7,91 Kg |  |
| GT4000R | Tripod stand with ball head rotation with security chain - SWL: 130 Kg - max. height: 1030 mm - Weight: 10 Kg |  |
| MOLM | Motorised dimming shutter module - Weight: 1,95 Kg |  |
| CGL | 7 "A" size gobo wheel (manual) - Weight: 1 Kg |  |
| NORIA | Noria - 6 "A" size gobo wheel (motorised) - Weight: 2 Kg |  |

| | | |
|-------------------|---|---|
| MFL | Chromix progressive effect module (manual) - Weight: 1,29 Kg |  |
| MFLM | Chromix progressive effect module (motorised) - Weight: 1,95 Kg |  |
| H/1021 | Dust cover - Weight: ,84 Kg | |
| Kit TELRAD | Telrad followspot sight with raiser and universal mounting kit - Weight: 1,23 Kg |  |
| P1FCAN | Remote controller for dimming shutters - Weight: ,44 Kg |  |
| FC1021/S | Flight-case for 4K Grand range + GT4000 stand + P.S.U. + accessories - Weight: 120 Kg |  |